

Daily Metals Bulletin

Fundamental Analysis

LME : 3M

	가	Open	High	Low	Settlement	Changes		Spread(Cash-3M)		Cash	3M	Cash	3M
						\$	%	Bid	Ask				
Copper	8970.00	9020.00	9085.00	8978.00	9072.00	102.0	1.14%		12.00c	9026.13	9037.20	8927.05	8946.03
Aluminum	2510.00	2515.25	2533.00	2505.25	2520.00	10.0	0.40%		31.00c	2560.93	2589.03	2592.18	2595.80
Zinc	2254.00	2254.00	2284.00	2248.50	2280.00	26.0	1.15%	25.75c	25.75c	2224.75	2246.00	2160.43	2180.85
Lead	2567.00	2564.00	2588.00	2558.00	2584.50	17.5	0.68%	10.00c	14.75c	2503.03	2512.00	2420.38	2401.40
Nickel	22200.00	22250.00	22725.00	22200.00	22680.00	480.0	2.16%		24.00c	22289.00	22325	24210.00	24223.5
Tin	25075.00	25000.00	25460.00	25000.00	25375.00	300.0	1.20%		70.00c	25573.50	25617.75	28733.50	28730.50

Official

Warehouse

Vol / Open Interest

	Cash		3M		M/T	Changes	Warrants				Volume	Open	Interest
	Bid	Ask	Bid	Ask			On	Cancelled	IN	OUT			Net Change
Copper	8995.0	8995.5	9015.0	9020.0	468,375	2,150	441,775	26,600	600	2,750	97,594	262,644	147
Aluminum	2479.5	2480.0	2511.0	2512.0	4,523,250	10,000	4,071,500	451,750	0	10,000	177,152	686,116	3,895
Zinc	2234.0	2235.0	2254.0	2254.5	866,050	700	817,875	48,175	0	700	57,395	243,427	2,142
Lead	2552.0	2553.0	2565.0	2566.0	322,975	475	283,750	39,225	500	25	39,349	116,408	438
Nickel	22485.0	22490.0	22500.0	22505.0	108,636	918	101,736	6,900	180	1,098	23,959	91,512	286
Tin	25245.0	25250.0	25250.0	25275.0	22,130	200	19,310	2820	0	200	7,448	18,431	376

SHFE / COMEX

Warehouse

Contracts		Open	High	Low	Close	Changes	Ton	Changes	1	2
SHFE CU	9	67,160	67,450	67,060	67,170	120	80,792	6,518	87,310	83,275
SHFE AL	9	17,000	17,070	17,000	17,045	55	270,495	22,313	292,808	308,635
SHFE ZN	9	17,300	17,480	17,295	17,360	110	400,949	2,518	403,467	401,875
COMEX CU	9	409.00	412.30	406.75	410.80	3.90				

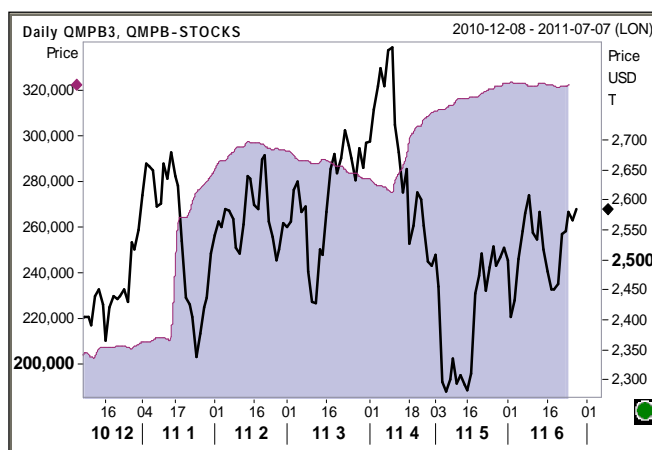
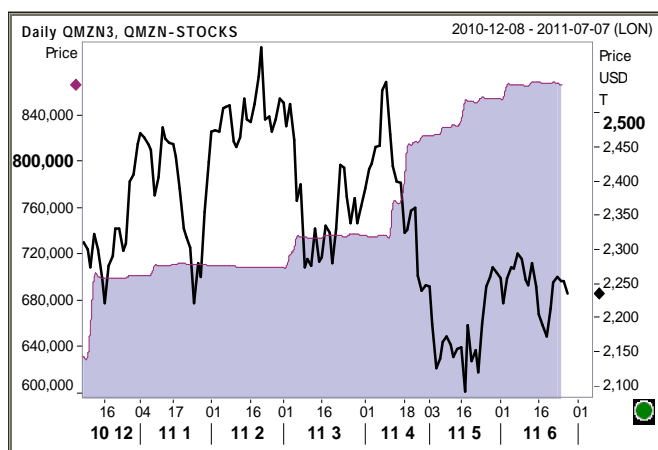
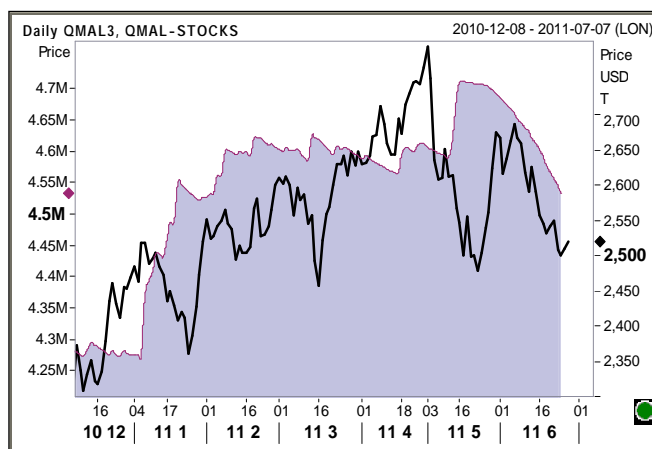
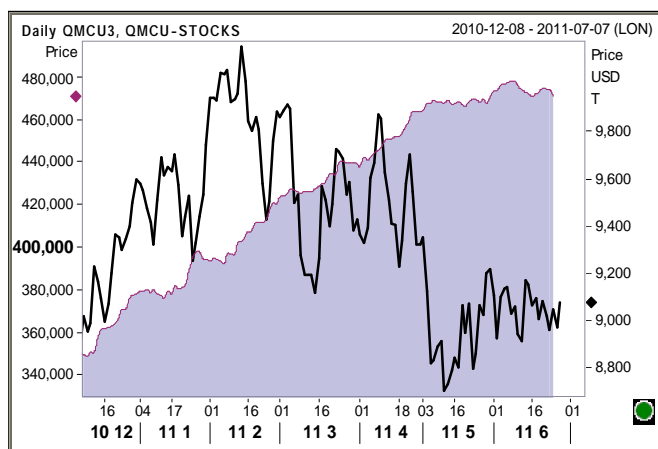
LBMA Precious Metals

Contracts	SPOT						London FIX		Forward Rates		
	가	Open	High	Low	Close	Changes	AM	PM	1M	2M	3M
Gold	1496.45	1496.20	1506.06	1495.50	1499.99	3.54	1502.50	1499.00	0.24 / 0.44	0.26 / 0.46	0.28 / 0.48
Silver	33.66	33.47	34.12	33.47	33.69	0.03	3401.00	3396.00	0.00 / 0.50	0.00 / 0.50	0.00 / 0.50
Platinum	1674.75	1671.55	1693.75	1666.43	1685.99	11.24	1691.00	1692.00	0.40/ 0.70	0.40/ 0.70	0.40/ 0.70
Palladium	725.72	725.30	738.00	722.65	734.00	8.28	734.00	734.00	0.40/ 0.7	0.40/ 0.7	0.40/ 0.7

COMEX Precious Metals

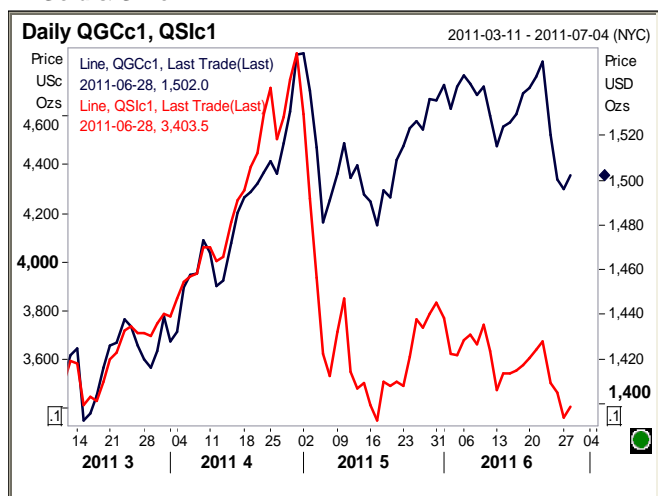
Contracts	가	Open	High	Low	Settlement	Changes	Volume	Open Interest
Gold(Aug)	1496.40	1496.80	1507.00	1495.50	1500.20	3.80	128943	317624
Silver(Jul)	33.59	33.58	34.14	33.51	33.64	0.05	73879	19624
Platinum(Jul)	1673.00	1677.00	1696.60	1675.50	1691.70	18.70	7943	5026
Palladium(Sep)	724.60	728.25	740.00	726.50	735.15	10.55	3042	18780

LME Price & Inventory

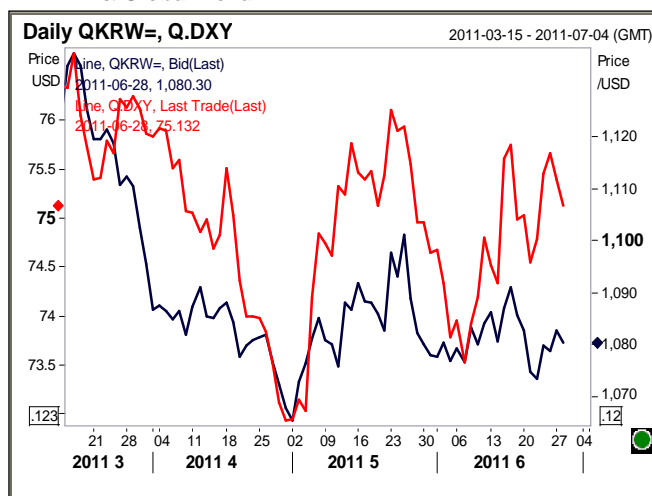


Precious Metal & Global Currency

Gold & Silver



KRW & Global Dollar



Economic Indicators

Date	KR Time	Country	Indicator	Period			
2011-06-27	21:30			5	0.3%	0.4%	0.4%
	23:30			6	-17.5	-3.2	-7.4
2011-06-28	17:30		GDP ()	1	0.5%	0.5%	0.5%
	17:30		GDP()	1	1.6%	1.8%	1.8%
	18:00			6	100.5	101.0	101.3
	23:00			6	58.5	61.0	60.8
	23:00			6	3	-3	-6
2011-06-29	5:30		API	6			-81 K
	8:50		()	5		5.5%	1.6%
	20:00		가 ()	5		0.3%	0.3%
	20:00		MBA	6			-5.9%
	23:00		()	5		3.0%	-11.6%
	23:30		DOE	6		-1500 K	-1711 K
2011-06-30	16:55			6		7.0%	7.0%
	21:30			6		420 K	429 K
	22:45			6		54.0	56.6
	23:30		EIA 가	6			98
2011-07-01	8:30			5		4.8%	4.7%
	8:50			2		-7	6
	22:55		가 ()	6		72.0	71.8
	23:00			6		0.1%	0.4%
	23:00		ISM	6		51.8	53.5
	23:00		ISM 가	6		71.8	76.5

Daily Commentary

The diagram illustrates a network structure with nodes and connections. The nodes are labeled with Korean text and numbers. The labels include '가' (Ga), '8950-9050', '9085', '12', '35 %', '5', '0.8%', '3', '1500', and '가' (Ga). The connections form a complex web, with some nodes having multiple incoming and outgoing lines.